REVISIONS				
ZONE	REV.	DESCRIPTION	DATE	APPROVED
	A	INITIAL RELEASE		

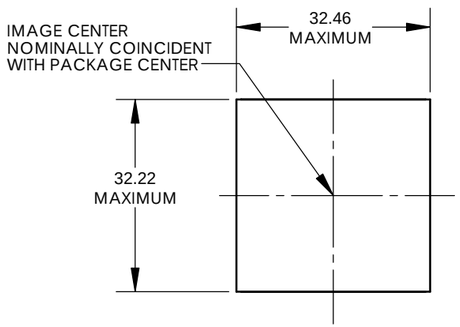

TABLE A	
PIN	SIGNAL
1	TBD
2	TBD

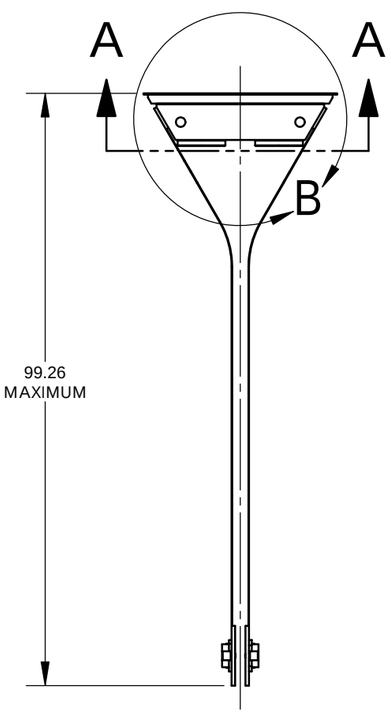

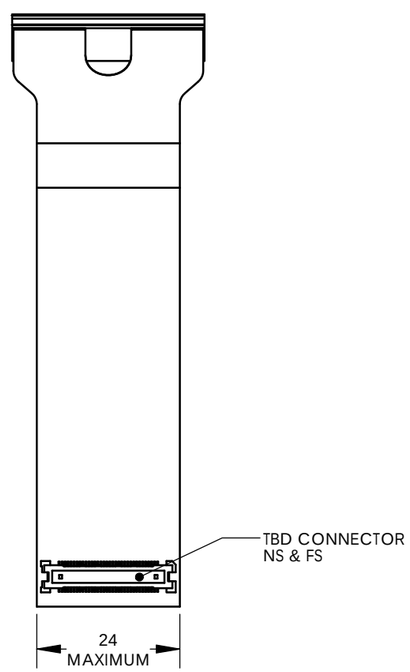

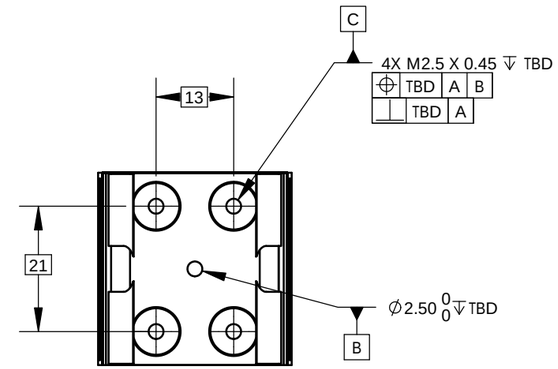

SECTION A-A

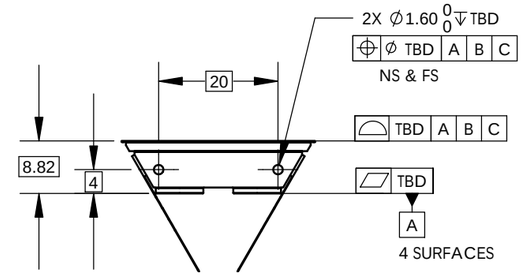

DETAIL B

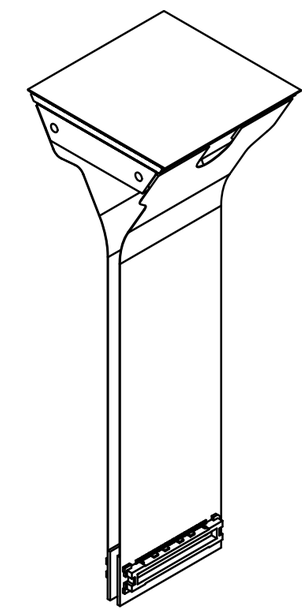

REFERENCE VIEW
SCALE: NONE

SOURCE CONTROL DRAWING

6. 'NS' MEANS NEAR SIDE AND 'FS' MEANS FAR SIDE.
5. MOUNT DEVICE AT M2.5 X 0.45 TAPPED HOLES AT THREE LOCATIONS ONLY. TORQUE FASTENERS TO TBD N-M +0 / -10%.
4. FLEX CABLE LENGTH TBD. MAXIMUM FLEX CABLE BEND RADIUS TBD.
3. IDENTIFY PART NUMBER, SERIAL NUMBER
2. ESD SENSITIVE DEVICE; HANDLE PER SPECIFICATION TBD.
1. NOT TO EXCEED MASS: TBD GRAMS.

NOTES: UNLESS OTHERWISE SPECIFIED

MODEL FILE NAME:
1100-ZTF4002 Guider CCDREV:A

1100-ZTF4000	ZTF
NEXT ASSY	USED ON
APPLICATION	

UNLESS OTHERWISE SPECIFIED:
DIMENSIONS ARE IN MM
TOLERANCES:
ANGULAR: MACH ±0.50° BEND ±1.0°
LINEAR:
0-100: ±0.10
OVER 100: ±0.001/mm

INTERPRET GEOMETRIC TOLERANCING PER: ASME Y14.5M-1994 (R2002)

MATERIAL

FINISH

	DATE	NAME
DRAWN	1/20/2015	J. WINCENTSEN
CHECKED		
ENG APPR.		J. WINCENTSEN
MFG APPR.		
Q.A.		

3RD ANGLE PROJECTION

Zwicky Transient Facility

Caltech Optical Observatories

TITLE:

CCD, GUIDER
GUIDER CAMERA ASSEMBLY
ZTF

SIZE	DWG. NO.	REV
B	1000-ZTF4002	A
SCALE: 1:1	WT (KG.): 7.67	SHEET 1 OF 1