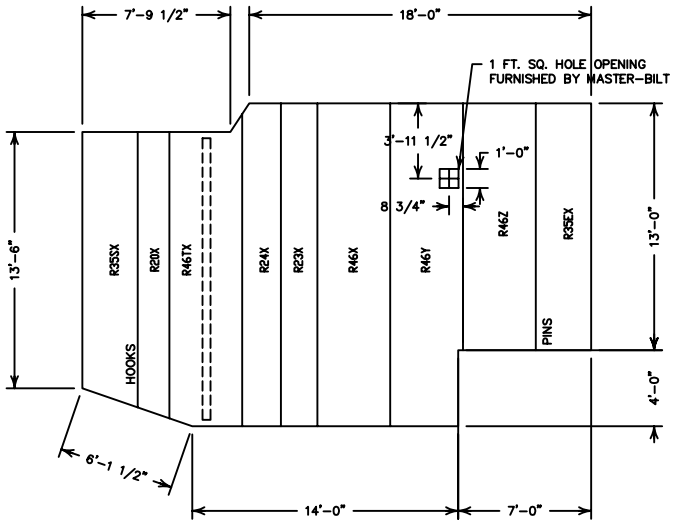

5" REINFORCED ROOF PANEL PLAN

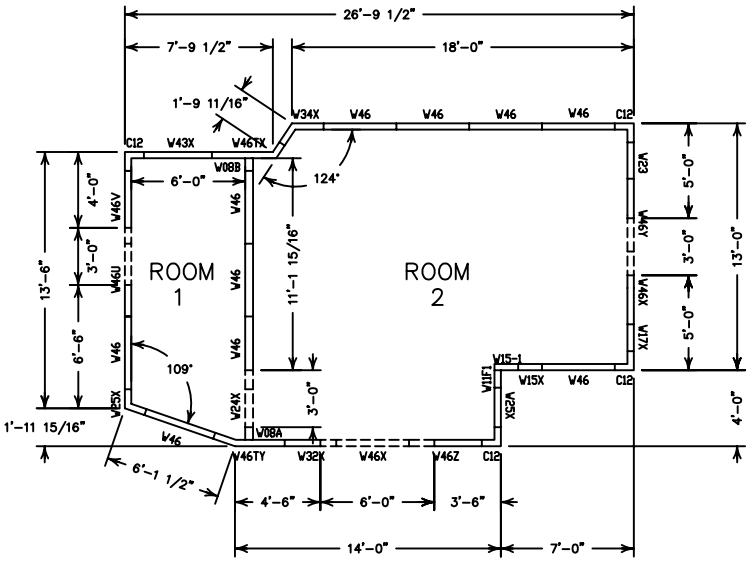

WALL PANEL PLAN

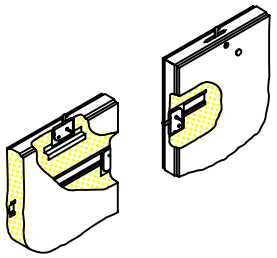

CAM LOCK DETAIL

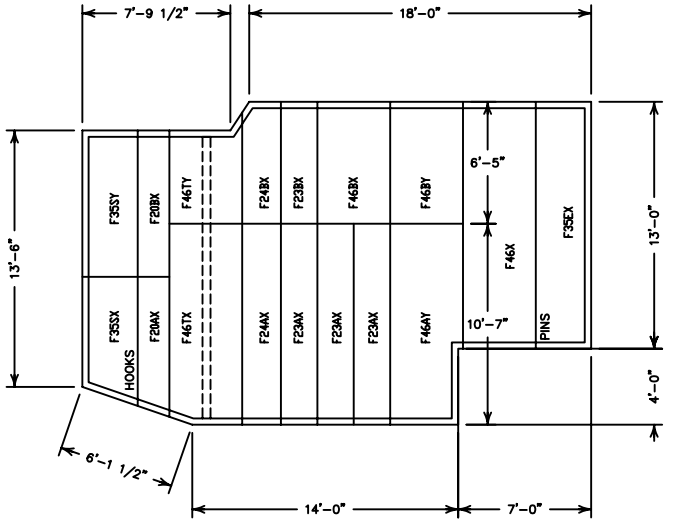

FLOOR PANEL PLAN

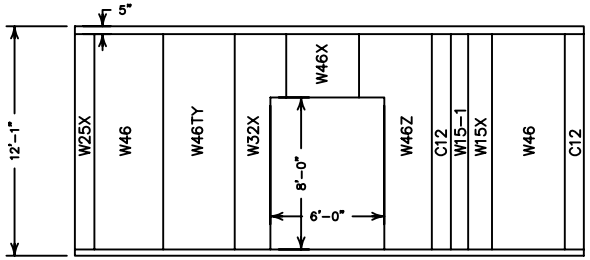

ELEVATION PLAN

ROOM 1 FINISH:
INT TO BE 24 GAUGE SMOOTH WHITE GALV. FLOOR TO BE 14 GAUGE SMOOTH GALV WITH 3/16" DIAMOND ALUM OVERLAY

ROOM 2 FINISH:
INT TO BE 24 GAUGE SMOOTH BLACK GALV. FLOOR TO BE 14 GAUGE SMOOTH GALV.

EXTERIOR FINISH:
24 GAUGE SMOOTH WHITE GALV.

CUT-OUTS:
3- 3' X 8' CUT OPENINGS
1- 6' X 8' CUT OPENING

ACCESSORIES
1-LOT 60FT 2" X 4" X 2" 14GA END CAPS

INSULATION:
WALLS ARE 4" URETHANE
PARTITION WALL IS 5" URETHANE
FLOORS ARE 4" URETHANE
CEILING IS 5" URETHANE (REINFORCED)

PANELS ARE UL & FM LISTED

WHEN FACING THE INTERIOR OF THE WALL PANEL, ALL VERTICAL LATCH ACCESS HOLES SHOULD BE ON THE LEFT SIDE OF THE PANEL

N

DIRECTIONAL SYMBOL SHOWN FOR DRAWING ORIENTATION ONLY

N. S. F. LISTED CONSTRUCTION

FACTORY MUTUAL RESEARCH TESTED
REPORT J. I. 1W0A2.AM
FM 4880 TEST METHOD
ASTM E84 (84A) TEST METHOD
CORE INSULATION TESTED 4" THICK
FLAME SPREAD 20
SMOKE DENSITY 205

These Numerical Values Are Not Intended To Reflect Hazards Presented Under Actual Fire Conditions. Approval Requires Mechanical Through-Fastening From Interior To Exterior Panel Skin.

REFRIGERATION UNITS

SPECIFICATIONS
4" URETHANE FOAM
SIZE W:13'-6.0" L:26'-11.0" H:12'-0.0"
DOOR OPNG:NONE
INT. FIN. R: .032 SMOOTH BLACK ALUMINUM
W: .032 SMOOTH BLACK ALUMINUM
F: 14 GA. GALV. STEEL
EXT. FIN. R: 24 GA. WHITE GALV. STEEL
W: 24 GA. WHITE GALV. STEEL
F: 24 GA. WHITE GALV. STEEL
ROOF LOAD = ** PSF (MAX. LL + DL)

INSULATED STRUCTURES

SYMONS-BODTKER ASSOC
NOVATO, CA
KECK OBSERVATORY
KAMUELA, HI

DWG NO: AP-30089
PG NO: 2 of 2

DWG BY: JL | CKD BY: | DATE: 03/17/97 | SCALE: 3/16"=1'