

Surface counts for the five NGAO architectures.  
Version 0.6

V. Velur  
Caltech Optical Observatories  
M/S 105-24, 1200 E California Blvd., Pasadena, CA 91125

# Contents

|                             |          |
|-----------------------------|----------|
| <b>Appendices</b>           | <b>2</b> |
| <b>1 Introduction</b>       | <b>3</b> |
| <b>2 NGAO Architectures</b> | <b>3</b> |
| 2.1 Assumptions . . . . .   | 3        |

## List of Figures

|   |  |   |
|---|--|---|
| 1 | NGAO SplitRelay - Split 20" Narrow field instruments / 120" d-NIRI relay architecture . . . . .                      | 4 |
| 2 | AM2 - Adaptive secondary mirror architecture . . . . .   | 5 |
| 3 | LargeRelay - Single 180" TFoV relay architecture . . . . .   | 5 |
| 4 | LargeRelay - Single 180" TFoV relay architecture instrument details . . . . .  | 6 |
| 5 | KI Upgrades - Keck I upgrade path architecture . . . . .   | 7 |
| 6 | Cascaded relay architecture . . . . .  | 8 |
| 7 | d-NIRI schematic, 18 surfaces overall from the focus in front of d-NIRI assuming no doublets in the design . . . . . | 8 |

## List of Tables

|   |  |   |
|---|--|---|
| 1 | Table of surface count to the narrow field Science instrument for different NGAO architectures; *- DM is already counted as part of NF AO relay, † - MCAO option, ‡ - extra fold mirror due to packaging constraint, ◦ - Science instrument rotates, ⊕ - 4 more surfaces as the MEMS DM is hermitically sealed using a window. . . . . | 9 |
| 2 | Table of surface count to the LGS WFSs for different NGAO architectures; †† - one window before the LGS WFSs and another before it goes into the AO enclosure, -◦ - LGS WFSs rotate. . . . .   | 9 |
| 3 | Table of surface count to d-NIRI for different NGAO architectures, -◦ - d-NIRI rotates. . . . .  | 9 |

# 1 Introduction

The NGAO systems engineering core team came up with five architectures during the course of meeting #8. This document describes the architectures using schematics that were made during the meeting and tabulates surface count to Science instrument, LGS WFSs and d-NIRI. Fig. 7 shows a schematic of d-NIRI for completeness.

## 2 NGAO Architectures

The architecture suggested were:

1. SplitRelay - Split 20" Narrow field instruments / 120" d-NIRI relay architecture (c.f. 1)
2. AM2 - Adaptive secondary mirror architecture (c.f. 2)
3. LargeRelay - Single 180" TFOV relay architecture (c.f. 3, 4)
4. KI Upgrades - Keck I upgrade path architecture (c.f. 5)
5. CascadedRelay - A variant of LargeRelay in which a 2nd stage is used for narrow-field instruments, reducing size (c.f. 6)

### 2.1 Assumptions

In order to make an *apples-to-apples* comparison of the five architectures the following assumptions are made:

1. d-NIRI has the TT sensors packaged into it. Which makes all the narrow field instruments look through it's dichroic pick off. Alternately one could envision a separate TT sensor package dedicated to the narrow field instruments.
2. DMs are on TT stages where ever necessary, no extra surfaces are used for TT. In case of large DMs (Cascaded relay and Large relay), a second TT stage is assumed for equalizing TT bandwidth. d-NIRI has its own TT stage (MEMS DMs can be mounted on this TT stage if we use MEMS DMs, if needed) to allow for dithering. It is assumed that buying more stoke on the DM to use its surface for TT correction is more expensive than using a stage. For \$16M, it is assumed that the secondary has enough TT bandwidth.
3. All small relays use lenses (doublets). Four surfaces can be saved if a OAP relay is adopted for the small relays. All large relays are reflective.
4. A Risley prism pair based ADC design is assumed. For lack of space in the beam train, the ADC in K1 upgrade option is assumed to be inside the elevation journal bearing. For all other architectures the ADC is used only for the narrow field science path.

5. There are two enclosure windows to prevent condensation on the cold AO system in all cases except the ASM. The ASM option has the least number of surfaces and hence may need to get cooled lesser and so may be able to achieve performance with just one window.
6. In case of cascaded relay, the K mirror is in front of the large relay for convenience. So both LGS WFSs and d-NIRI are stationary.
7. **The schematics in the document were made during meeting # 8 at UCSC. Since the schematics are not accurate it is better to look at the surfaces based on tables 1, 2, 3.**

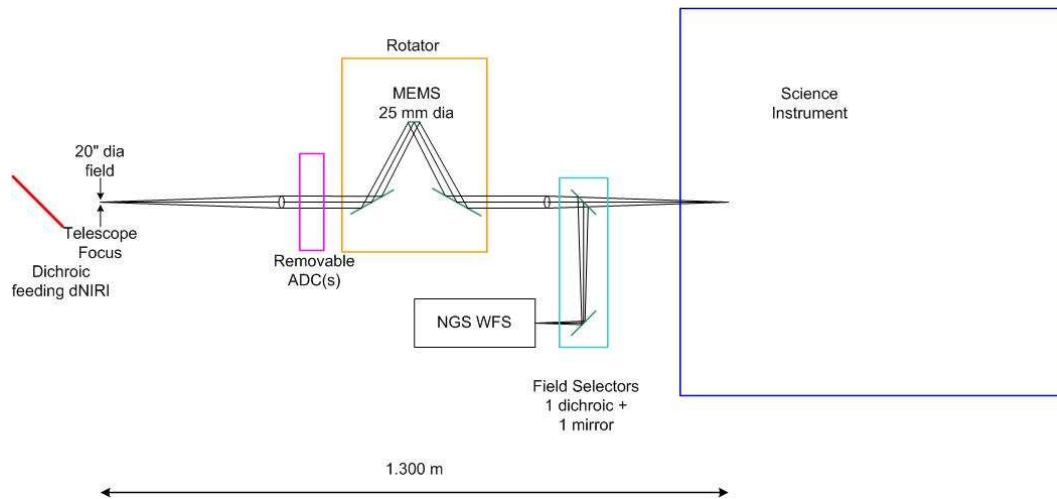


Figure 1: NGAO SplitRelay - Split 20'' Narrow field instruments / 120'' d-NIRI relay architecture

## References

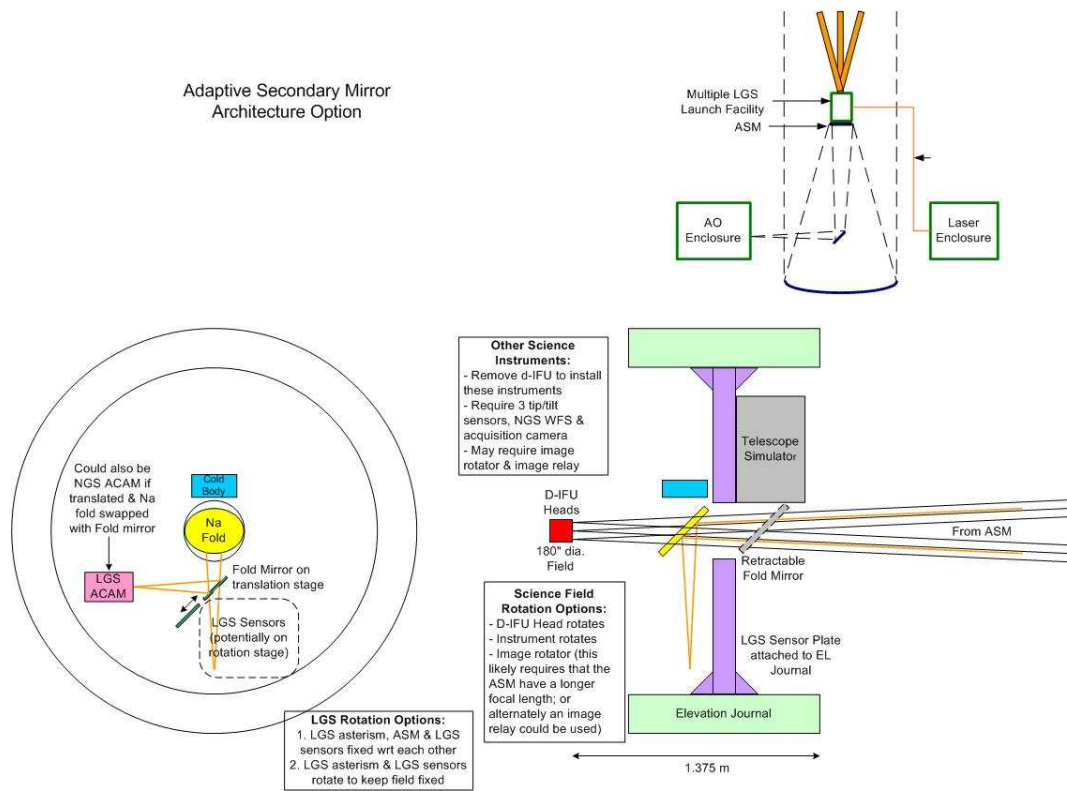


Figure 2: AM2 - Adaptive secondary mirror architecture

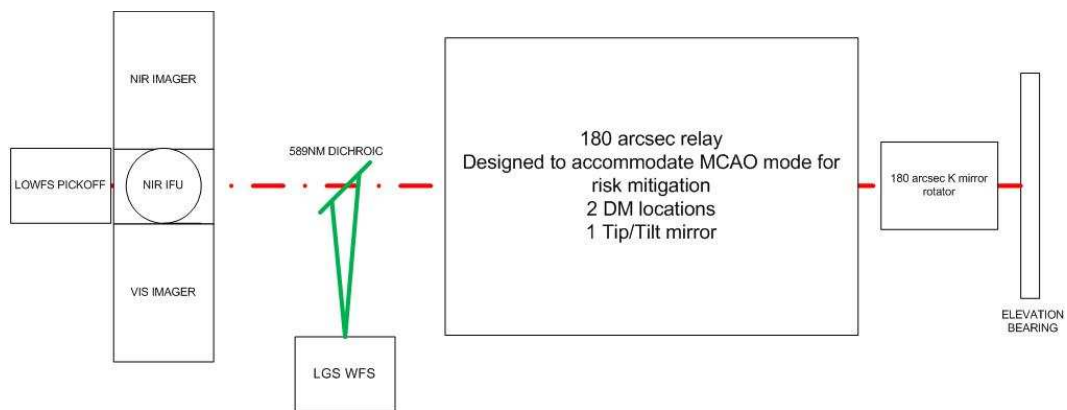


Figure 3: LargeRelay - Single 180" TFOV relay architecture

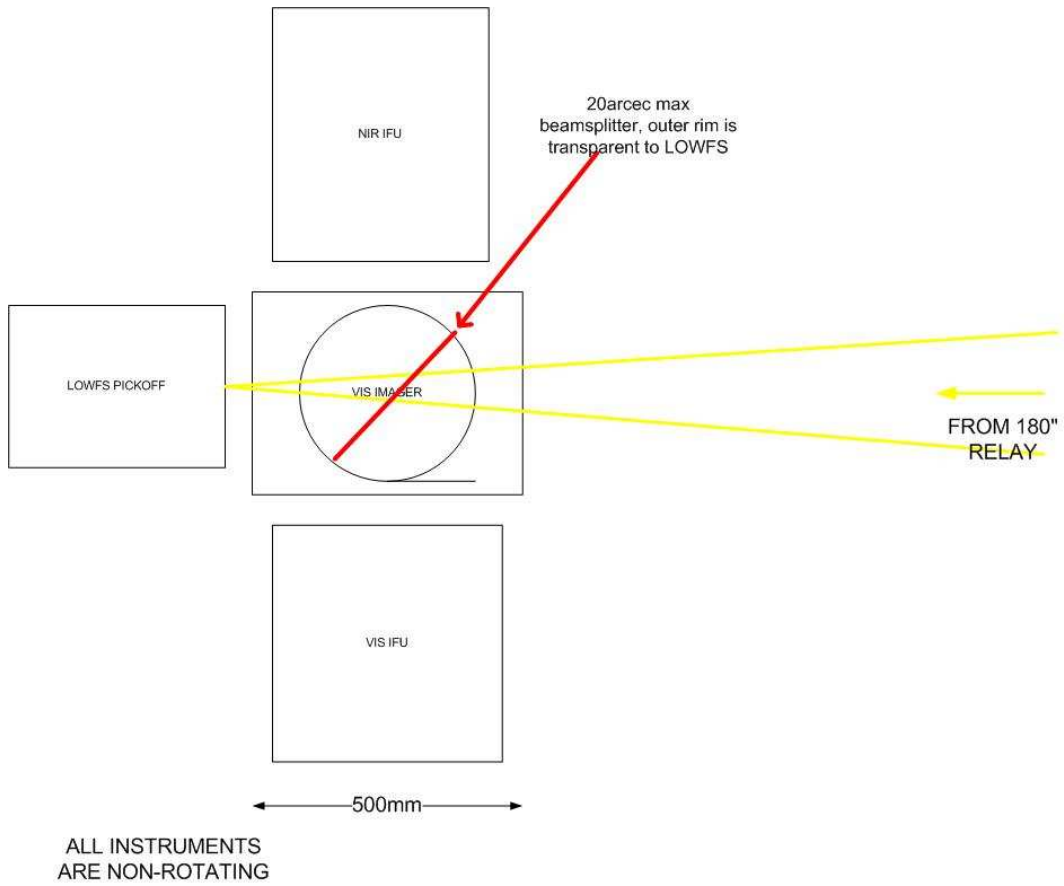


Figure 4: LargeRelay - Single 180" TFoV relay architecture instrument details

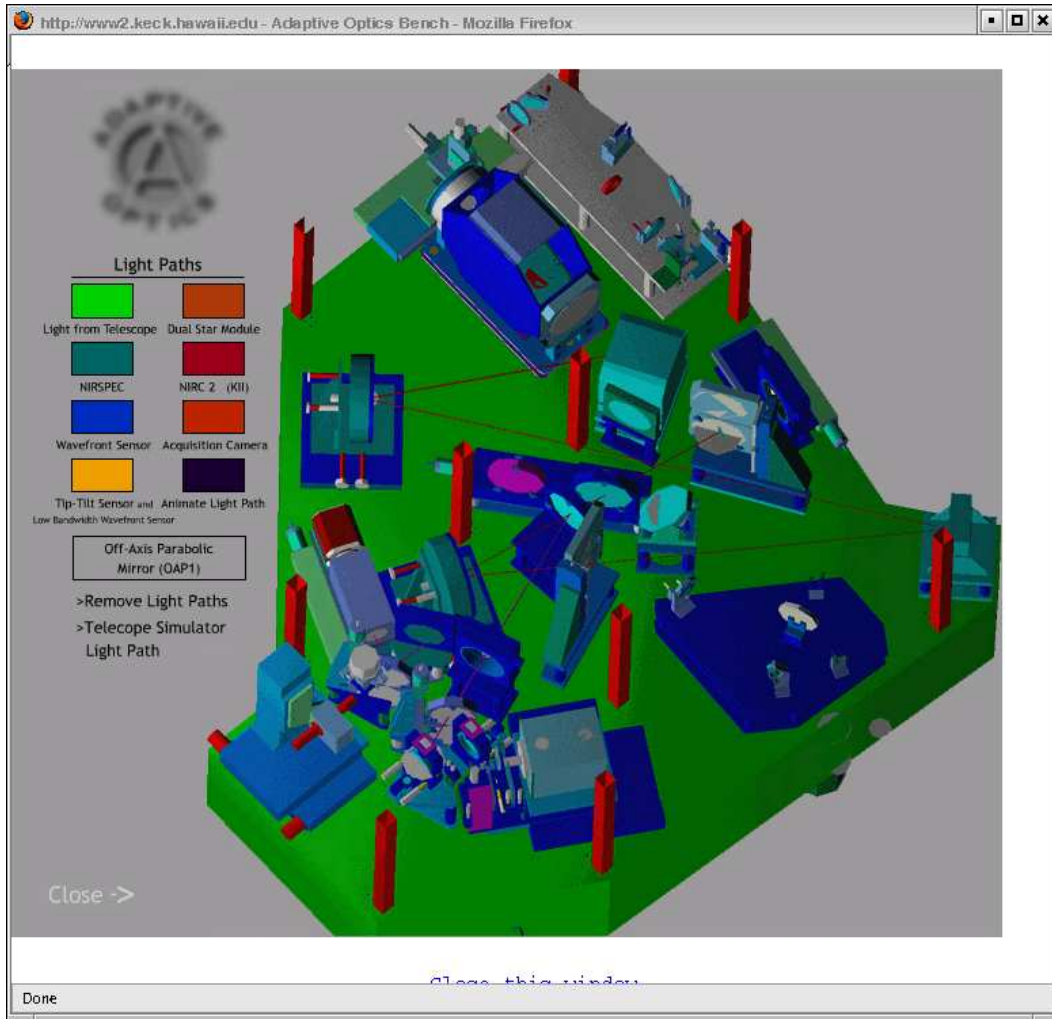


Figure 5: KI Upgrades - Keck I upgrade path architecture

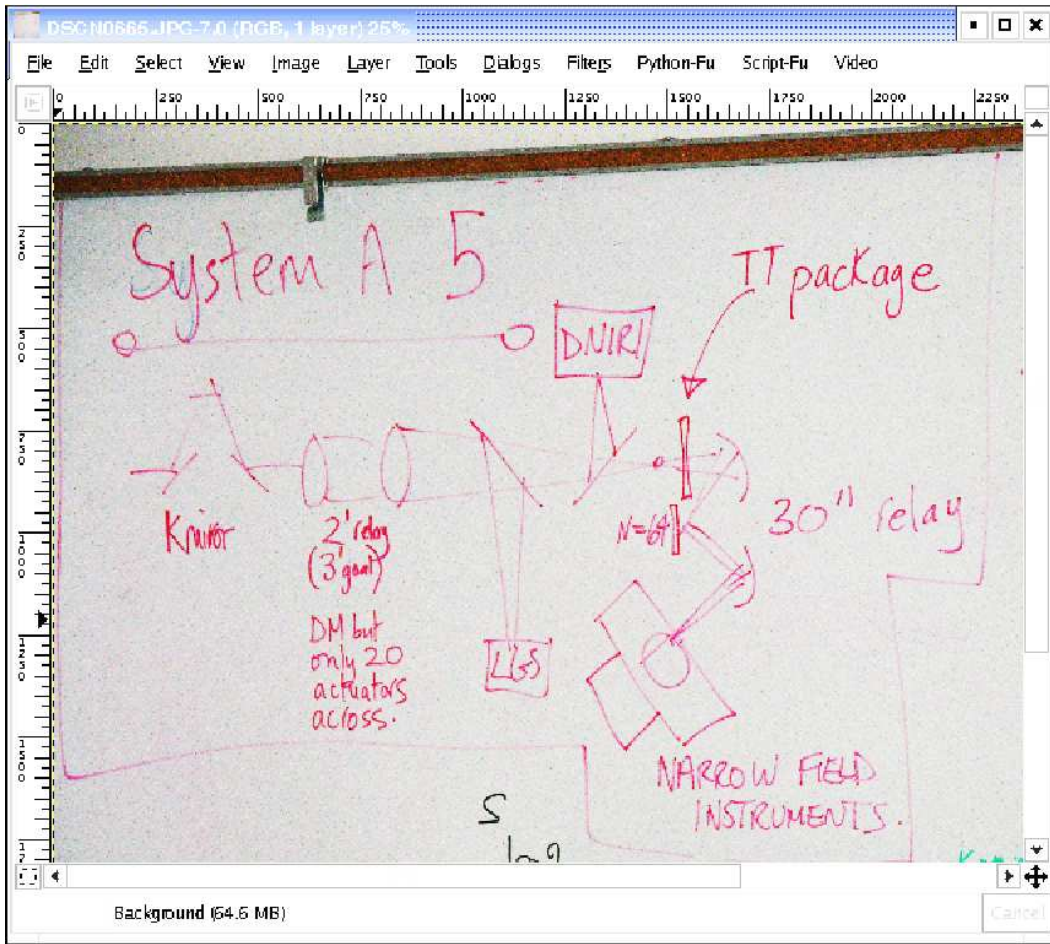


Figure 6: Cascaded relay architecture

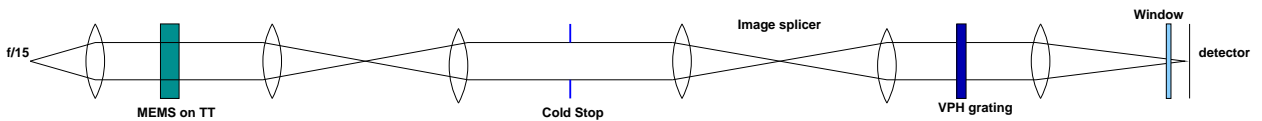


Figure 7: d-NIRI schematic, 18 surfaces overall from the focus in front of d-NIRI assuming no doublets in the design



| Arch.          | Tel. | N.F. AO          | W.F. AO          | K mirror       | Na-dichroic | d-NIRI pickoff | ADC | 2 <sup>nd</sup> TT | Entrance window(s) | Total |
|----------------|------|------------------|------------------|----------------|-------------|----------------|-----|--------------------|--------------------|-------|
| Split Relay    | 3    | 7+4 <sup>⊕</sup> | -                | 2*             | 2           | 2              | 6   | -                  | 4                  | 30    |
| ASM            | 3    | -                | -                | - <sup>◦</sup> | 2           | 2              | 6   | -                  | 2                  | 15    |
| Large Relay    | 3    | -                | 3+1 <sup>†</sup> | 3              | 2           | 2              | 6   | 1                  | 4                  | 25    |
| K1 upgrade     | 3    | -                | 4 <sup>‡</sup>   | 3              | 2           | 2              | 6   | 1                  | 4                  | 25    |
| Cascaded relay | 3    | 7+4 <sup>⊕</sup> | 3                | 3              | 2           | 2              | 6   | -                  | 4                  | 34    |

Table 1: Table of surface count to the narrow field Science instrument for different NGAO architectures; \* - DM is already counted as part of NF AO relay, <sup>†</sup> - MCAO option, <sup>‡</sup> - extra fold mirror due to packaging constraint, <sup>◦</sup> - Science instrument rotates, <sup>⊕</sup> - 4 more surfaces as the MEMS DM is hermitically sealed using a window.

| Arch.          | Tel. | N.F. AO | W.F. AO          | K mirror       | Na-dichroic | d-NIRI pickoff | ADC | 2 <sup>nd</sup> TT | Entrance window(s) | Total |
|----------------|------|---------|------------------|----------------|-------------|----------------|-----|--------------------|--------------------|-------|
| Split Relay    | 3    | -       | -                | - <sup>◦</sup> | 1           | -              | -   | -                  | 2 <sup>††</sup>    | 6     |
| ASM            | 3    | -       | -                | - <sup>◦</sup> | 1           | -              | -   | -                  | 2                  | 6     |
| Large Relay    | 3    | -       | 3+1 <sup>†</sup> | 3              | 1           | -              | -   | 1                  | 4                  | 16    |
| K1 upgrade     | 3    | -       | 4 <sup>‡</sup>   | 3              | 1           | 2              | 6   | 1                  | 4                  | 24    |
| Cascaded relay | 3    | -       | 3                | 3              | 1           | -              | -   | -                  | 4                  | 14    |

Table 2: Table of surface count to the LGS WFSs for different NGAO architectures; <sup>††</sup> - one window before the LGS WFSs and another before it goes into the AO enclosure, <sup>◦</sup> - LGS WFSs rotate.

| Arch.          | Tel. | N.F. AO | W.F. AO          | K mirror       | Na-dichroic | d-NIRI pickoff | ADC | 2 <sup>nd</sup> TT | Entrance window(s) | Total |
|----------------|------|---------|------------------|----------------|-------------|----------------|-----|--------------------|--------------------|-------|
| Split Relay    | 3    | -       | -                | - <sup>◦</sup> | 2           | 1              | -   | -                  | 4                  | 10    |
| ASM            | 3    | -       | -                | - <sup>◦</sup> | 2           | 1              | -   | -                  | 2                  | 8     |
| Large Relay    | 3    | -       | 3+1 <sup>†</sup> | 3              | 2           | 1              | -   | 1                  | 4                  | 18    |
| K1 upgrade     | 3    | -       | 4 <sup>‡</sup>   | 3              | 2           | 1              | 6   | 1                  | 4                  | 24    |
| Cascaded relay | 3    | -       | 3                | 3              | 2           | 1              | -   | -                  | 4                  | 16    |

Table 3: Table of surface count to d-NIRI for different NGAO architectures, <sup>◦</sup> - d-NIRI rotates.